



Limpet

Condensate Discharge Module



Designed for Modern Wall Mounted Air Conditioners.



- 💧 Quick, Simple Trouble Free installation.
- 💧 Easy access promotes fast, efficient servicing.
- 💧 Aesthetic design blends naturally into its surroundings.
- 💧 Built-in Non-return Valves.
- 💧 Electronic Noise Control.
- 💧 AquaSensor electronic condensate sensing.
- 💧 Plug-In Power Connections.
- 💧 Built-in Alarm Circuit.
- 💧 Discharge head up to 15 metres (50ft).
- 💧 Diagnostic Indicator.

Simple Installation

As Air Conditioners become more efficient they are becoming smaller and smaller. The Limpet Pump needs no space inside the air conditioner so it can be used with all Wall Mounted air conditioners.

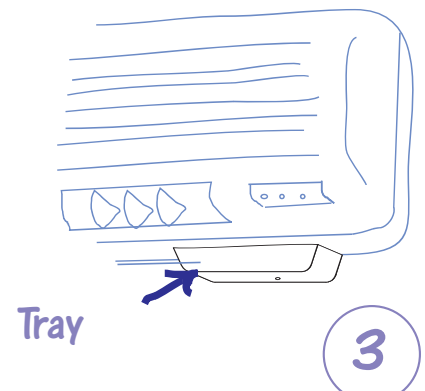
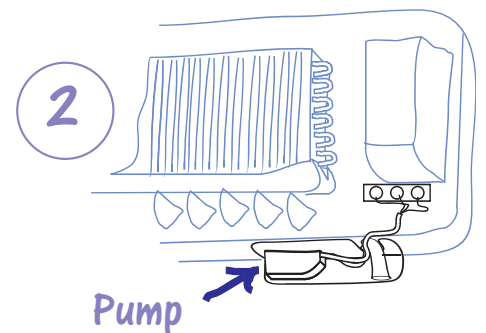
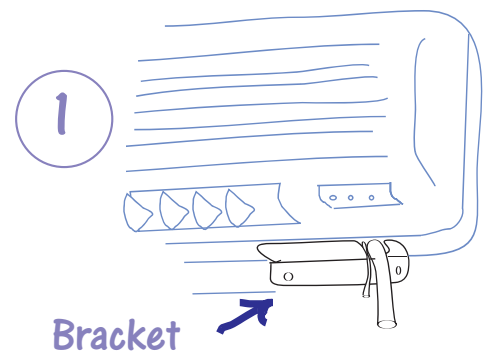
Servicing

Servicing is simple. Remove one screw to access pump and filter.

Quiet unobtrusive pump noise control

The Limpet Pump incorporates Electronic Noise Control, a microprocessor control chip which delivers smooth unobtrusive pump operation. Powerful, pumps up to 15 metres vertically and 60 metres horizontally.

Installation



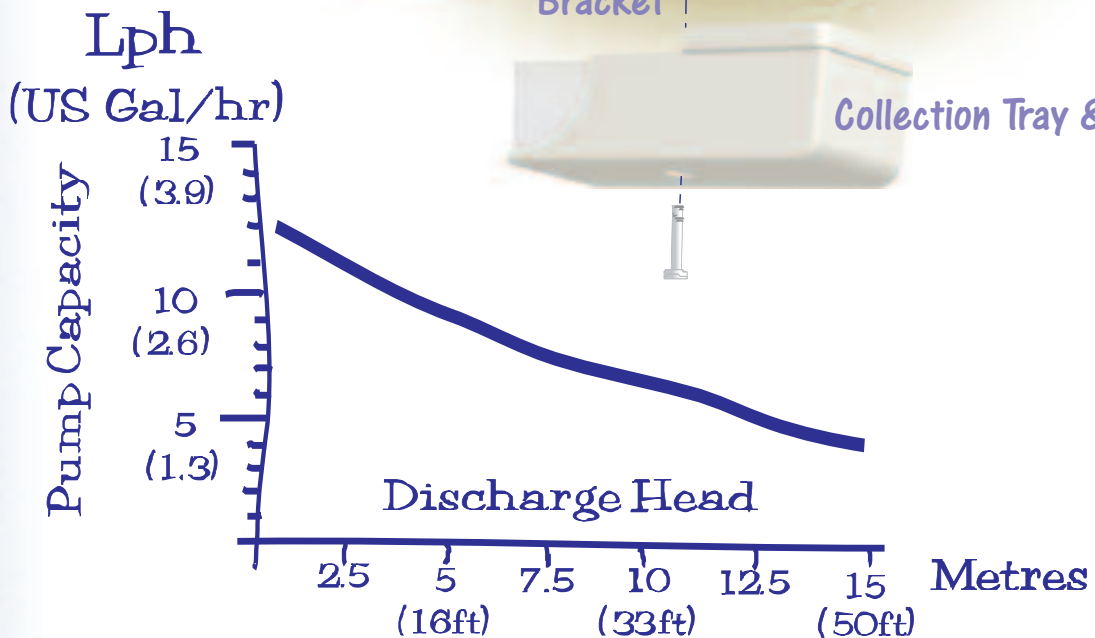

Limpet

Condensate Discharge Module



Specification

Supply	220-240V 50/60Hz 30W Alt: 110-120V60Hz 30W
Fuse (req'd)	3A max
Alarm Relay	250VAC 5A Break On Fault
Ambient Temperature Range	0 - 40°C (32°F - 104°F)
Pumping Capacity	12.0 L/hr max (3.125 US Gal/hr)
Discharge Head	15 metres (50ft)
Horizontal distance	60 metres (200ft)
Tube Connection	6.0mm, (1/4")
Dimensions	292 x 55 x 50mm (12" x 2 1/4" x 2")
Material	Flame Retardant ABS



EDC International Limited